



## SL 1008 OUTDOOR

LIFTS UP TO 1,000 KG / 2,200 LBS.

The SL 1008 Outdoor is our largest lift and combines maximum lifting power with an impressive reach. Large window sections are easily and precisely handled using the multifunctional, rotary head.

A wireless remote controls all functions and offers freedom of movement for the operator. Tires are wide and poly-filled puncture proof. The lift has a proportional hydraulic system that enables the operator to control the arm very precisely so that small adjustments of the controls results in small movements of the yoke and arm.



Available in all colors



EXTENSION OF ARM  
**1,66 M** / 5 FT. 5 IN.



LIFTING HEIGHT  
**4,4 M** / 14 FT. 5 IN.



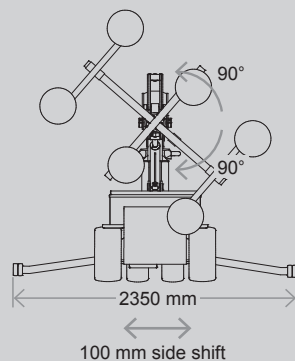
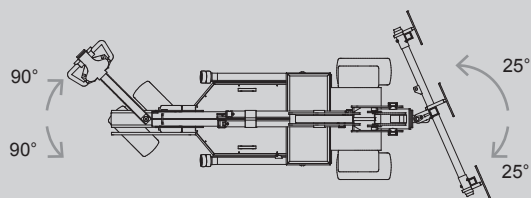
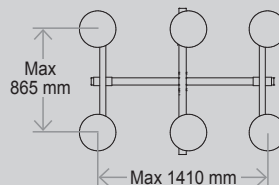
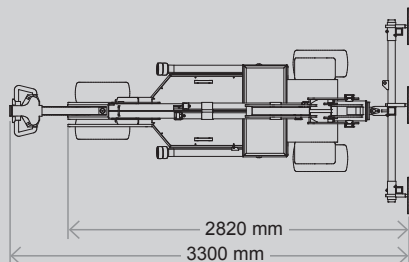
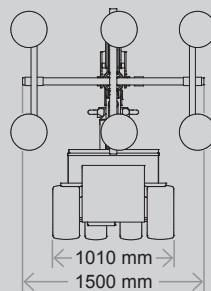
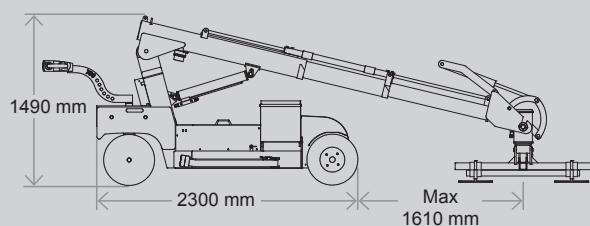
The flagship of the Smart Lift line that also features hydraulic yoke rotation



**Smart Lift®**

[www.smartlift.com](http://www.smartlift.com)

## BASIC DATA (PROVISIONAL)



## TECHNICAL SPECIFICATIONS

Lifting cap. arm in/out	1,000 / 330 kg - 2,200 / 728 lbs.
Lifting height	4,400 mm / 173 in.
Extension of arm	2 x 830 mm / 2 x 33 in.
Tip from horizontal	42° back / 86° fwd
Side shift	100 mm / 4 in
Charging voltage	230V / 110V
Charging time	Approx. 8 hrs.
Battery	4 x 134 Ah AGM
Running period	Up to 8 hrs.
Front wheel drive	2000 W AC
Suction pads	6 x Ø400mm / Ø16 in.
Curb weight	1,300 kg / 2,866 lbs.
Class	IP 65

## LIFTING DIAGRAM

